R <日本複写権センター委託出版物・特別扱い>
本書の無断複写は、著作権法上での例外を除き禁じられています。本書は、日本複写権センターへの特別委託出版物です。本書を複写される場合は、すでに日本複写権センターと包括契約をされている方も、その一つと事前に日本複写権センター（電話03-3401-2382）を通じて当社の許諾を得てください。

証第 221 号

1　食品中の重要な「機能性物質」

○麦飯水の機能性と人体における免疫と抗アレルギー性の最新データ報告

「食品の生体調節機能」

ANALYSIS

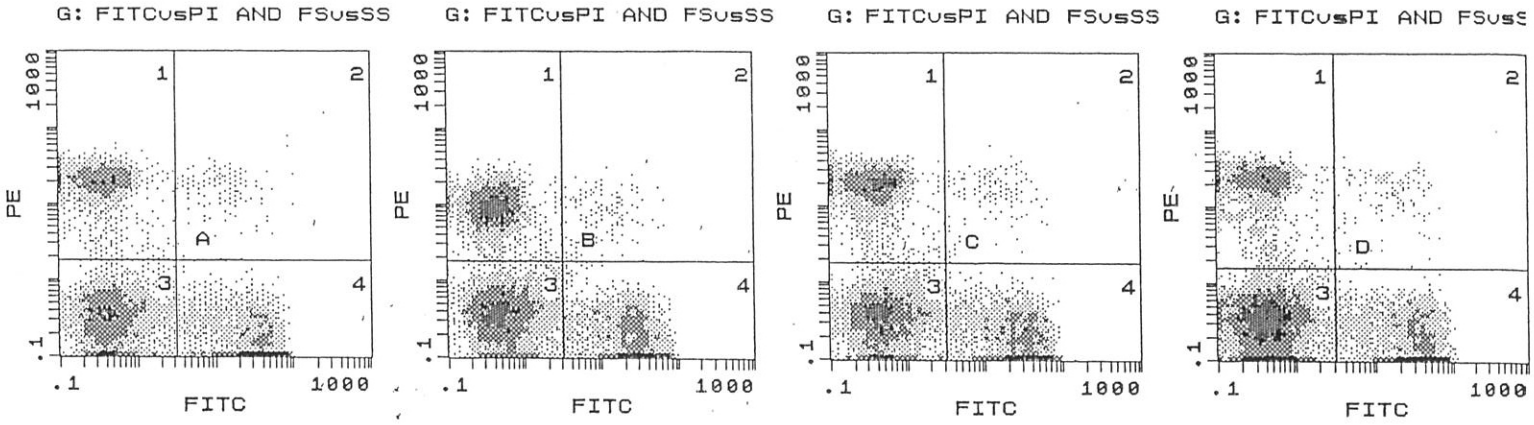

ANALYSIS

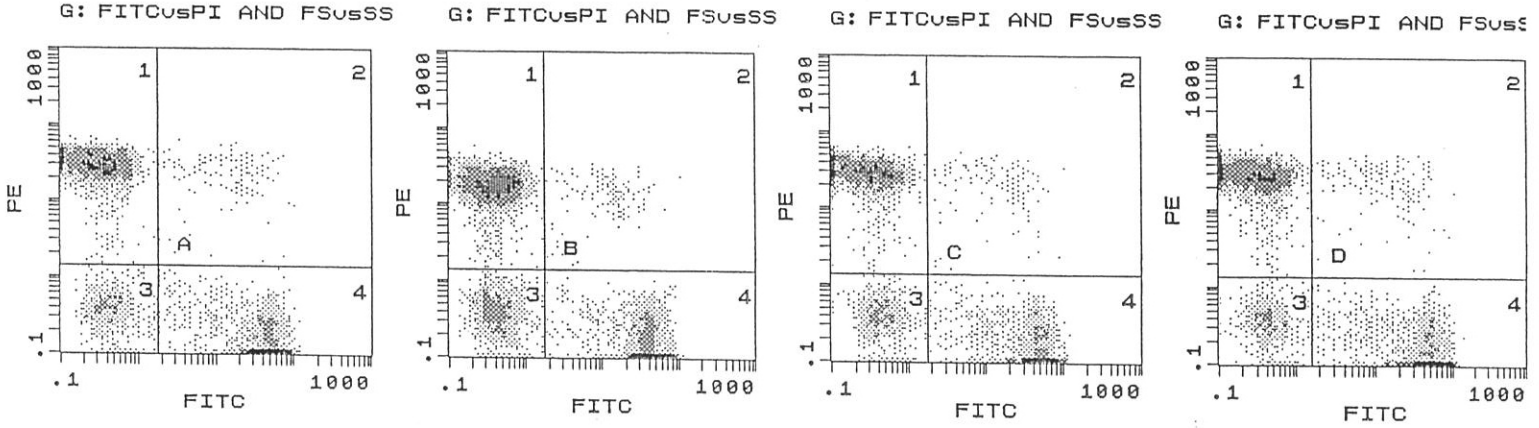

ANALYSIS

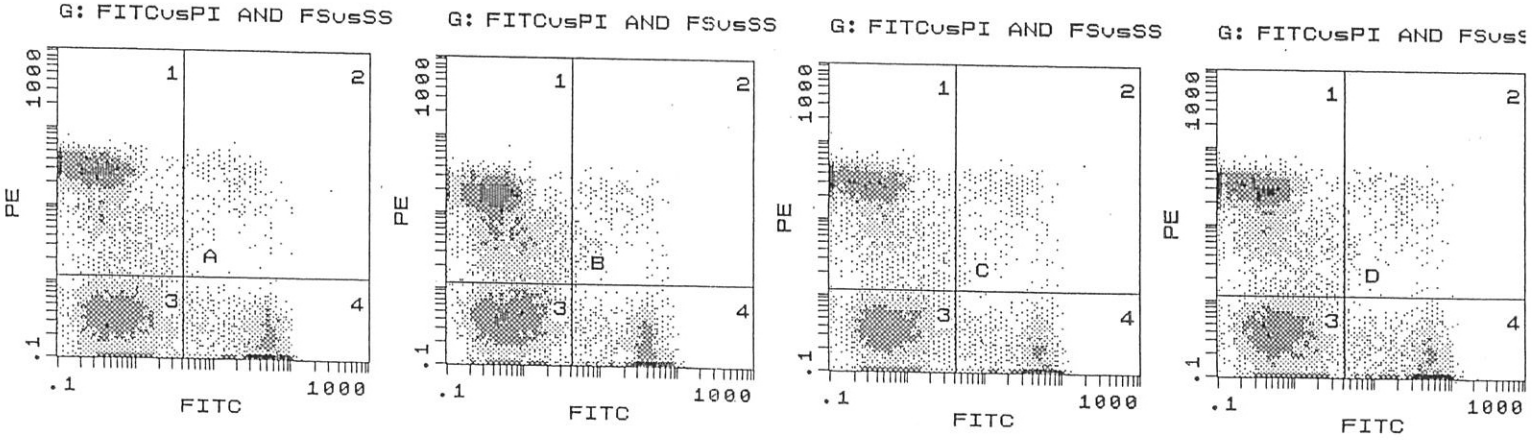

QUADSTAT STATISTICS

ID	Pcnt	Area	.....Peak..... Position	Height	....X Channel.... Mean	SD	CV	....Y Channel.... Mean	SD	CV
A1	24.8	2484	0.10, 18	46	0.324	0.220	67.8	17.0	10.2	60.2
A2	1.8	184	7.7, 24	5	12.6	9.98	79.1	15.2	10.1	66.2
A3	44.1	4405	0.37,0.37	53	0.451	0.320	71.0	0.294	0.186	63.2
A4	29.3	2927	43,0.10	227	25.4	20.4	80.5	0.162	0.095	58.3
B1	28.7	2874	0.37, 6.6	44	0.383	0.220	57.4	8.45	4.36	51.6
B2	1.9	194	4.3, 12	4	9.97	7.51	75.3	6.65	4.55	68.4
B3	41.1	4114	0.37,0.32	49	0.526	0.372	70.7	0.343	0.218	63.7
B4	28.2	2818	28,0.10	169	22.1	16.5	74.7	0.174	0.105	60.5
C1	26.4	2635	0.50, 18	55	0.350	0.226	64.4	16.2	10.0	62.0
C2	1.7	174	12, 14	5	12.1	9.89	82.0	13.9	9.96	71.8
C3	41.5	4153	0.37,0.43	47	0.478	0.334	69.8	0.313	0.202	64.5
C4	30.4	3038	37,0.10	191	23.7	18.4	77.6	0.175	0.106	60.9
D1	16.9	1688	0.37, 24	28	0.337	0.231	68.7	16.7	12.9	77.1
D2	1.4	143	21, 18	4	14.0	12.0	85.7	12.8	11.0	86.1
D3	60.4	6041	0.43,0.10	94	0.406	0.263	64.7	0.278	0.174	62.7
D4	21.3	2128	43,0.10	150	26.0	20.6	79.3	0.173	0.105	60.4

---------- STATISTICS ----------

QUADSTAT STATISTICS

ID	Pcnt	Area	.....Peak..... Position	Height	....X Channel.... Mean	SD	CV	....Y Channel.... Mean	SD	CV
A1	48.2	2409	0.10, 32	57	0.280	0.180	64.3	25.9	12.4	47.9
A2	3.4	172	21, 16	5	12.7	13.1	103.2	19.4	14.8	76.3
A3	14.6	730	0.37,0.37	15	0.444	0.226	50.9	0.342	0.182	53.2
A4	33.8	1689	50,0.10	179	34.8	29.8	85.7	0.157	0.090	57.3
B1	48.3	2417	0.43, 16	57	0.365	0.197	54.0	15.5	7.72	50.0
B2	2.9	146	10, 21	5	9.97	8.77	88.0	11.5	8.46	73.5
B3	17.5	876	0.28,0.32	18	0.418	0.191	45.7	0.352	0.186	52.9
B4	31.2	1561	43,0.10	154	33.0	21.8	66.2	0.154	0.084	54.7
C1	47.3	2366	0.10, 28	49	0.284	0.184	64.6	25.5	11.9	46.5
C2	3.2	162	5.0, 37	4	12.3	12.2	98.8	18.0	14.5	80.8
C3	16.0	801	0.43,0.43	21	0.426	0.198	46.5	0.348	0.187	53.8
C4	33.4	1671	50,0.10	180	34.6	28.5	82.4	0.158	0.090	56.9
D1	46.8	2342	0.10, 32	60	0.281	0.184	65.7	25.4	13.0	51.1
D2	3.7	185	21, 18	4	12.1	12.1	100.4	19.1	15.1	78.9
D3	14.2	709	0.37,0.37	15	0.426	0.202	47.3	0.339	0.183	53.8
D4	35.3	1764	50,0.10	191	33.1	30.3	91.5	0.160	0.092	57.8

---------- STATISTICS ----------

QUADSTAT STATISTICS

ID	Pcnt	Area	.....Peak..... Position	Height	....X Channel.... Mean	SD	CV	....Y Channel.... Mean	SD	CV
A1	39.6	3959	0.10, 32	83	0.332	0.267	80.4	18.9	16.7	88.7
A2	2.6	259	21, 32	5	16.3	13.2	80.9	14.6	13.7	94.0
A3	34.2	3422	0.43,0.24	36	0.591	0.453	76.6	0.296	0.179	60.5
A4	23.6	2360	58,0.10	214	37.5	28.6	76.2	0.154	0.084	54.3
B1	44.0	4397	0.50, 14	69	0.463	0.360	77.7	9.82	8.58	87.4
B2	3.0	302	6.6, 3.2	7	11.8	9.79	82.9	7.26	6.59	90.8
B3	34.6	3455	0.43,0.37	35	0.663	0.485	73.1	0.340	0.204	60.1
B4	18.5	1846	37,0.10	178	30.9	22.0	71.2	0.158	0.089	56.6
C1	38.9	3887	0.10, 28	68	0.361	0.305	84.4	16.9	16.1	95.0
C2	3.0	302	21, 18	6	16.5	14.4	87.8	11.5	12.6	109.6
C3	36.9	3686	0.37,0.37	35	0.607	0.456	75.1	0.310	0.194	62.5
C4	21.3	2125	50,0.10	228	34.8	27.9	80.1	0.157	0.090	57.0
D1	38.5	3854	0.10, 32	68	0.363	0.303	83.5	17.6	16.5	93.7
D2	3.4	344	6.6, 37	5	15.2	13.7	90.6	12.2	12.8	104.3
D3	36.3	3627	0.37,0.43	35	0.624	0.466	74.7	0.309	0.193	62.4
D4	21.8	2175	50,0.10	209	35.0	28.5	81.5	0.153	0.085	55.5

A X Intercept = 4.3, Y Intercept = 1.2 A
B X Intercept = 4.3, Y Intercept = 1.2 B
C X Intercept = 4.3, Y Intercept = 1.2 C
D X Intercept = 4.3, Y Intercept = 1.2 D